

SJ-45



4.5L John Deere Powered Generator— Diesel


SJ Series 45kW



EPA Emissions Compliant

Standard Features

- John Deere Diesel Engine Model 4045TF290
- AC, Single Bearing direct coupled Alternator with Class 'H' insulation, Sized for 130°C Temperature Rise.
- Control Panel with Auto-Start -Stop Deep Sea DSE4510 MKII
- Engine and Alternator mounted to steel base on vibration isolators.
- Radiator sized for 120°F ambient clearance
- Thermostatically controlled Jacket Water Heater
- High Coolant Temp., Low Oil pressure safety shutdowns
- Dry Type Air Cleaner
- 12-VDC Starter, Engine mounted Battery Charging Alternator, Battery Cables and Rack along with Grounding Strap
- Battery Charger—6 Amp
- Complete set owner/operator, engine, alternator and accessory manuals



Sample unit shown w/o exhaust silencer

Generator Ratings—1800 RPM Diesel

Voltage	Ph	Hz	Standby Output kW (kVA)	Prime Output kW (kVA)	Standby Max Amp Output	Wires
120/240	1	60	45 (45)	45 (50)	188	12
120/208	3	60	45 (56)	40 (50)	156	12
120/240	3	60	45 (56)	40 (50)	135	12
277/480	3	60	45 (56)	40 (50)	68	12

Optional Equipment

Deluxe Enclosure—Features

- Weather Protective Enclosure constructed of 0.125" marine grade aluminum
- Sound attenuating insulation
- Weather proof and wind resistant up to 150mph
- Powder coat finished exterior and interior (standard grey)
- Removable, hinged doors (pictured) with keyed alike locks
- Interior mounted, residential grade exhaust silencer
- Battery Charger—6 Amp
- 120V Receptacle for battery charger and / or coolant heater
- Vertical radiator and exhaust discharge
- Oil & coolant drain lines with brass ball valves



Sample Deluxe model shown

Deluxe Enclosure—Options

- Custom color options
- Exterior mounted Emergency stop button with clear cover
- Exterior accessible GFCI outlet (s) with weather protective cover

Additional Gen-set Options

- Mainline circuit breaker (s)
- Permanent Magnet Generators (PMG) with Voltage Regulator upgrade
- Low coolant level switch
- Starting batteries
- 120V Receptacle for battery charger and / or coolant heater
- Sub-base mounted fuel tank
- "Stand-Alone" fuel tank (s)
- Transfer switches
- UL 2200 Certification (Ask your representative for availability)

*Stand by ratings are applicable for the duration of any power outage. No overload is available at these ratings. Prime ratings are continuous per BS 5514, DIN 6271, ISO3046 & IEC 34-1. Overload capacity on prime-power ratings is 10% for one hour in each twelve hours of operation. All single phase ratings are based on a 1.0 power factor, three (3) phase ratings based on a 0.8 power factor. Ratings are established based on 85°F (29°C) and an elevation of 1,000 feet (305 meters). Please consult your Stateline representative for information concerning derates for temperature, altitude & humidity.

Manufactured by:

Stateline Power Corp • 650 Pine Street • Greenville, OH 45331 • 800-524-8344 www.statelinepower.com

SJ-45 Technical Data



Engine Specifications

Model: John Deere Diesel Engine 4045TF290
 Direct injected, Vertical In-line 4 cycle, 4 Cylinder
 Turbocharged & Air cooled, Dry type Air Cleaner
 Max. Power.....73.8 kWm (99 bhp) @ 1800 RPM
 Cubic Capacity.....275 in³ / 4.5L
 Bore & Stroke.....4.19" x 5.00" (106mm x 127mm)
 Compression Ratio.....19.0:1
 Governor type.....Mechanical
 Frequency Regulation.....Isochronous, Steady-State ± 0.5%
 Oil capacity Total system.....11.9 Qts. (11.26 liters)
 Coolant capacity w/ Radiator.....2.9 Gal. (11.0 liters)

Filtration:

Oil Filter.....Spin-on type
 Air Filter.....Dry element type

Fuel Consumption:

Load Percentage (%)	50	75	100
US Gal. / h	2.5	3.8	5.0

Fuel Supply Line inlet.....3/8" NPT
 Pressure.....80 in. H₂O

Installation Data

Exhaust System:

Recommended Outlet size.....4" (101.6mm)
 Gas Temp. (stack).....1024°F / 551°C
 Gas Volume @ stack Temp. CFM (m³/min).....645 (18.3)
 Max. allowable back pressure.....2.0 in. H₂O / 0.5kPa

General:

12V Starter, 65 Amps Alternator DC output Electric System
 Recommended Battery.....12V, 640 CCA
 Recommended Oil.....SAE 5W-30 for 0°F and above

Alternator Specifications

Type	Pole	Voltage Regulation	Class Insulation	Rated Temp. Standby	Coupling	Load Acceptance
Brushless	4 Pole Rotating Field	+/- 1%, Volts/Hz, Electronic, EMI filtered	'H' to NEMA MG-1 -1.66	130°C Rise / 40°C Ambient	SAE Adapter, Flexible Disc, Direct.	One Step, 100% per NFPA 110
Features	Self ventilated drip-proof construction. Superior voltage waveform achieved by a 2/3 pitch and skewed rotor. Vacuum-impregnated windings with fungus-resistant epoxy for dependability and long-life. Compliance with NEMA, IEEE and ANSI standards for temp. rise. Sustained short-circuit capability enabling down-line circuit breakers to trip without collapsing the generator field. No load to full-load regulation of +/- 2%.					

Control Panel Specifications

DSE4510 MKII

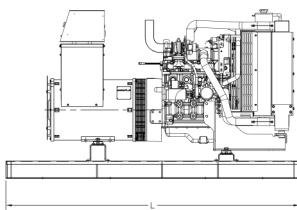
- Manual and Automatic start/stop modes
- LED indication lights
- Engine monitoring and protection features
- Front panel mounting and programming
- Remote start capabilities
- Configurable inputs/outputs, timers, and exercising schedule

Operational features

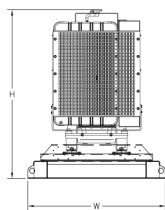
- Alternator Protection: under/over voltage, under/over frequency and Over Load.
- Engine Protection: Low oil pressure, High coolant temperature, Over speed & over crank, Battery Charger Failure
- All protections are programmable as Alarms or Pre-alarms
- Operating Power: Nominal 8-35V
-

- Fuel and start outputs (configurable on CAN)
- Heated display option available
- Fully configurable via DSE Configuration Suite PC Software

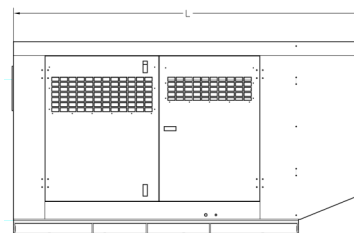
Dimensions & Weight



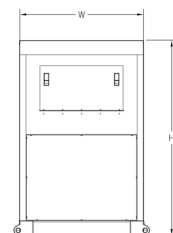
Open: (inches) 72L x36W x48H



Weight (lbs.) 2250



Deluxe: (inches) 103 x36W x57H



Weight (lbs.) 2670